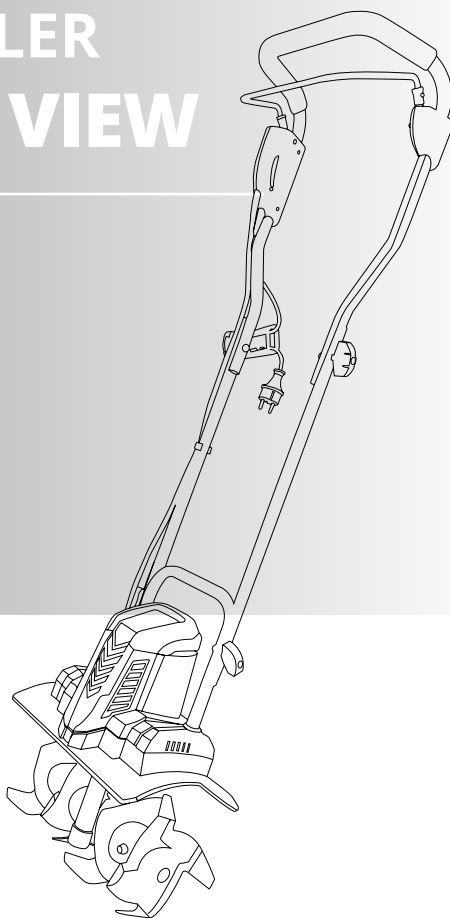
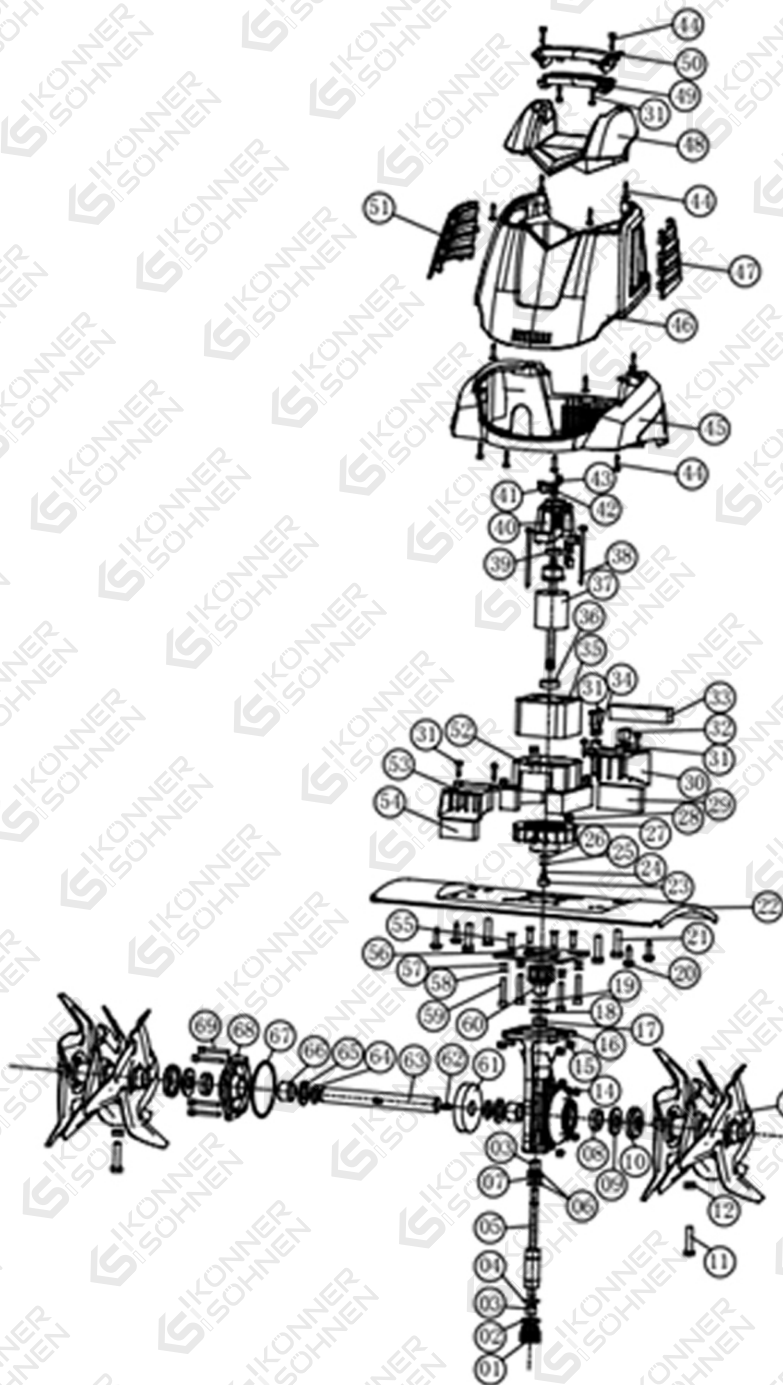


ELECTRIC TILLER EXPLODED VIEW

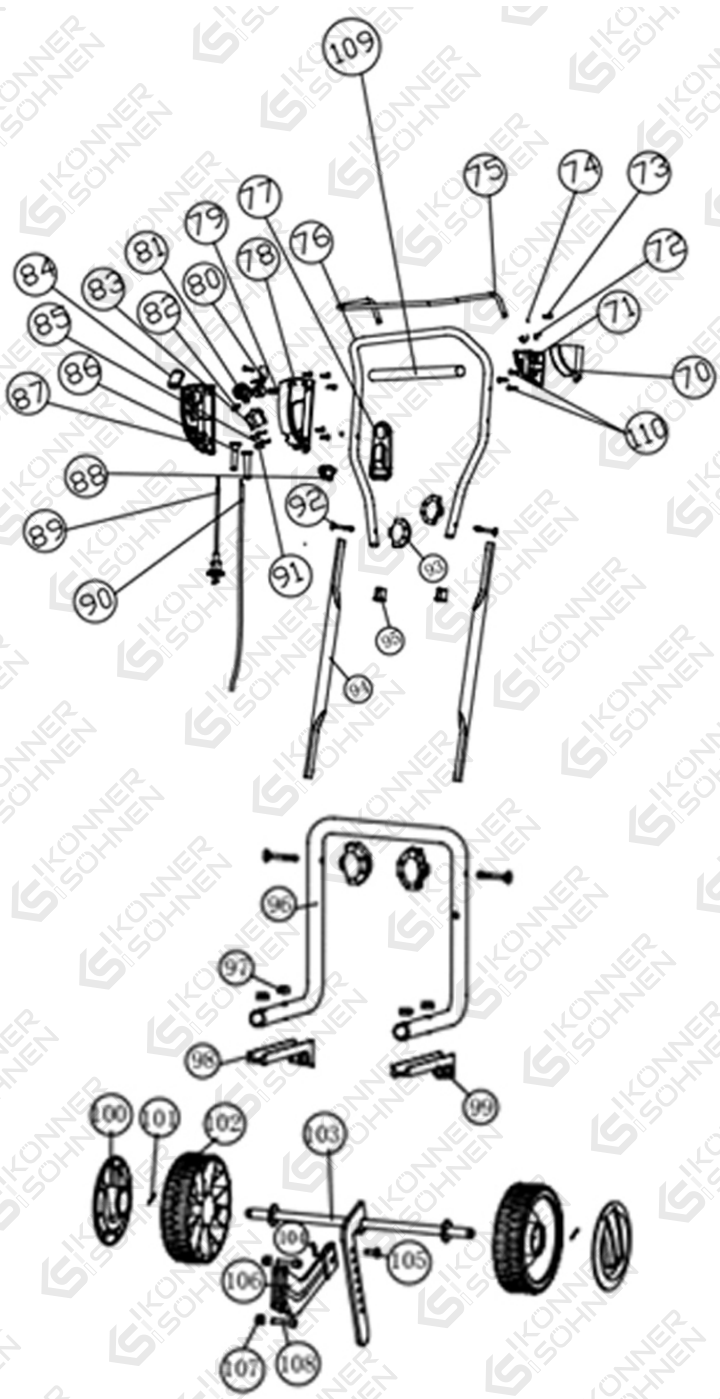
KS 1500T E



TRADITIONELLE DEUTSCHE QUALITÄT



No	REF. No	DESCRIPTION	QTY
1	KS 1500T E-1	Plug / End cap	1
2	KS 1500T E-2	Sealing ring (Φ20*3.2)	1
3	KS 1500T E-3	Needle bearing (HK0912)	2
4	KS 1500T E-4	Sealing ring (Φ18*1.8)	1
5	KS 1500T E-5	Worm gear	1
6	KS 1500T E-6	Washer (Φ20.3*Φ28*0.5)	
7	KS 1500T E-7	Bearing	1
8	KS 1500T E-8	Seals (Φ20*Φ32*6)	2
9	KS 1500T E-9	Dustproof ring	2
10	KS 1500T E-10	Lock washer	2
11	KS 1500T E-11	M8*45 hexagon bolt	2
12	KS 1500T E-12	M8 lock nut	2
13	KS 1500T E-13	Three blade assembly-180mm	2
14	KS 1500T E-14	M5 lock nut	4
15	KS 1500T E-15	M6 lock nut	4
16	KS 1500T E-16	Worm gear case	1
17	KS 1500T E-17	Seals (Φ9*Φ18*7)	1
18	KS 1500T E-18	Dustproof ring	1
19	KS 1500T E-19	Shaft ringΦ10	1
20	KS 1500T E-20	Hexagon flange head screws (ST6*25)	4
21	KS 1500T E-21	Hexagon headed bolt (M8*35)	4
22	KS 1500T E-22	Protective shield	1
23	KS 1500T E-23	Fan cover	1
24	KS 1500T E-24	Cross groove bolt (M5*12)	1
25	KS 1500T E-25	Spring washer Φ5	1
27	KS 1500T E-27	Motor fan	1
28	KS 1500T E-28	M6 lock nut	4
29	KS 1500T E-29	Sponge filter	1
30	KS 1500T E-30	Rear baffle	1



No	REF. No	DESCRIPTION	QTY
31	KS 1500T E-31	Screw ST4*16	1
32	KS 1500T E-32	Capacitor	1
33	KS 1500T E-33	Inductor	1
34	KS 1500T E-34	Cable clamp	1
35	KS 1500T E-35	Stator	1
36	KS 1500T E-36	6000 bearing	1
37	KS 1500T E-37	Rotor	1
38	KS 1500T E-38	Hexagon flange head screws(ST4*70)	2
39	KS 1500T E-39	608 bearing	1
40	KS 1500T E-40	Motor rear support bracket	1
41	KS 1500T E-41	Carbon brush	2
42	KS 1500T E-42	Carbon bush bracket	2
43	KS 1500T E-43	Retainer plate	2
44	KS 1500T E-44	Screw ST4*20	
45	KS 1500T E-45	Lower housing case	1
46	KS 1500T E-46	Middle housing case	1
47	KS 1500T E-47	Left window	1
48	KS 1500T E-48	Upping housing case	1
49	KS 1500T E-49	Lower part of handle	2
50	KS 1500T E-50	Upper parts of handle	1
51	KS 1500T E-51	Right grille	1
52	KS 1500T E-52	Motor front support bracket	1
53	KS 1500T E-53	Front baffle	1
54	KS 1500T E-54	Sponge	1
55	KS 1500T E-55	M6*18 screw	4
56	KS 1500T E-56	Connector	1
57	KS 1500T E-57	Washer Ø5	4
58	KS 1500T E-58	Spring washer Ø6	4
59	KS 1500T E-59	Hexagon socket cylindrical screw (M6*40)	4
60	KS 1500T E-60	Coupling A	1

No	REF. No	DESCRIPTION	QTY
61	KS 1500T E-61	Gear wheel	1
62	KS 1500T E-62	6*6*12 common flat key	
63	KS 1500T E-63	Output shaft	1
64	KS 1500T E-64	Ø20 shaft ring	2
65	KS 1500T E-65	Ø20.3*Ø28*0.5 flat gasket	2
66	KS 1500T E-66	Alex sleeve (Ø20.3* Ø28*0.5)	2
67	KS 1500T E-67	Sealing ring (Ø75*2.4)	1
68	KS 1500T E-68	Transmission cover	1
69	KS 1500T E-69	Hexagon socket head cap screws M5*40	4
70	KS 1500T E-70	Left lower switch box	1
71	KS 1500T E-71	Left upper switch box	1
72	KS 1500T E-72	Trigger spring	1
73	KS 1500T E-73	Screw M4*10	2
74	KS 1500T E-74	Left trigger link	1
75	KS 1500T E-75	Switch trigger	1
76	KS 1500T E-76	Upper angle branch	1
77	KS 1500T E-77	Hanging buckle	1
78	KS 1500T E-78	Right lower switch box	1
79	KS 1500T E-79	Switch button spring	1
80	KS 1500T E-80	Right trigger linkage	1
81	KS 1500T E-81	Switch button	1
82	KS 1500T E-82	Tension spring	1
83	KS 1500T E-83	Switch	1
85	KS 1500T E-85	ST4*16 screw	4
86	KS 1500T E-86	Cable sheath	2
87	KS 1500T E-87	Right upper switch box	1
88	KS 1500T E-88	Cable clip	2
89	KS 1500T E-89	Cable	1
90	KS 1500T E-90	Connection line	1
91	KS 1500T E-91	Pressing line plate	2
92	KS 1500T E-92	Screw M6*40	4

No	REF. No	DESCRIPTION	QTY
93	KS 1500T E-93	Knob	4
94	KS 1500T E-94	Middle tube	2
95	KS 1500T E-95	Plastic end cap	2
96	KS 1500T E-96	Lower tube	1
97	KS 1500T E-97	M8 screw	4
98	KS 1500T E-98	Right lower tube base	1
99	KS 1500T E-99	Left lower tube base	1
100	KS 1500T E-100	Wheel cover	2
101	KS 1500T E-101	Ø2.5*18 split pin	2
102	KS 1500T E-102	Wheel	2
103	KS 1500T E-103	Axle with coulter	1
104	KS 1500T E-104	Splint	1
105	KS 1500T E-105	Retaining pin	1
106	KS 1500T E-106	Bracket	1
107	KS 1500T E-107	M6 screw	2
108	KS 1500T E-108	Screw M6*25	2
109	KS 1500T E-109	Rubber on handle	1
110	KS 1500T E-110	Screw ST4*30	2

! This material is for informational purposes only and is not an instruction. The connection of the equipment in each case must be performed by a certified electrician, in accordance with local laws and regulations. Before connecting, we urge you to read the recommendations in the manual for the generator. The manufacturer is not responsible for improper connection of equipment, and is not responsible for possible material and physical damage that may occur as a result of improper installation, connection or operation of equipment.

CONTACTS

konner-sohnen.com

Germany

info@dimaxgroup.de

Poland

info.pl@dimaxgroup.de

Ukraine

sales@ks-power.com.ua